

Inview GW 2

Basic Monitoring & Gateway



Monitor your power converters or create a gateway for enhanced features with a third-party device.

Inview GW 2, straight to the point!

Our solution has been designed to provide efficiently the essential features you require for a monitoring solution:

- **Web-based user interface**
- **Email alert & notification** (SNMP trap)
- **Log file** for battery discharge or test
- **Alarm relay mapping**
- 3rd party integration via **Modbus TCP** (R/W)

It can be used by **customers** who **don't need more** than the **essential features** of a monitoring solution or by those who **already have a monitoring solution** and just want to collect data from CE+T power converters.

2 different versions which occupy no space!

The **Inview GW DIN** is a small hardware (52 mm x 85 mm x 58 mm only) that is clipped onto a standard **DIN rail**, wherever you want in your cabinet.

This version integrates a small screen and 3 LEDs to display relevant information to the customers.

This version is compatible with the 10 and 25 series of our Bravo and Sierra power converters.




Inview GW DIN

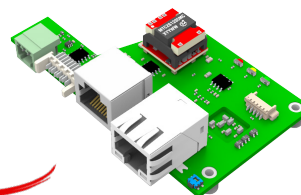
The **Inview GW Rack** is the **invisible** solution as it is installed behind the shelves of our 10 series power converters.



Bravo 10 Shelf with Inview GW Rack



Bravo 10 shelf rear view





Inview GW Rack

Inview GW 2 is compatible with our latest **power converters**:

- Bravo 10 – 48/230
- Bravo 25 – 48/120 (only with Inview GW DIN)
- Sierra 10 – 48/230
- Sierra 25 – 48/120 and 48/230 (only with Inview GW DIN)
- Sierra 25 – 380/120 and 380/230 (only with Inview GW DIN)

Illustrations are non-binding and may include customized fittings.

Devices:

Versions	Inview GW DIN	Inview GW Rack
Illustration		
Modules compatibility	Bravo 10, Sierra 10 and 25	Bravo 10 and Sierra 10
Display	0.7" screen	-
Hardware interfaces	1 x ETH	1 x ETH, 1 x RS485
Supported protocols	Modbus TCP	Modbus TCP and RS485
Digital input	2	
Output relay	2 (for Major and Minor Alarm)	-
Mounting	DIN	Integrated (1U Shelf rear side)
Power supply	Powered from CE+T module bus	
Power consumption	2 W	
Dimension (W x H x D) mm	52 x 85 x 58	85 x 20 x 47
Weight	105 g	35 g
Part number	T602004000	Bravo 10 Shelf with Inview GW Rack - T614730001 Sierra 10 Shelf with Inview GW Rack - T714730001
Features		
Web interface	✓ (Monitoring)	
Logs download	up to 500 events	
Alarms indication	✓ (3 LEDs)	-
Custom Alarms	✓	

Inview GW 2 - v1.0 Specifications can change without notice. New data will be updated on our website: www.cet-power.com. The present equipment is protected by several international patents, trademarks and copyrights.