

# Inview 5

## Enhanced Monitoring & Control



Monitor & Control your entire infrastructure, be informed in case of issues, save on your electricity bill with energy management, minimise maintenance expenditures, and leverage the possibilities of IoT & Big Data.

### Discover Inview 5

Inview 5 is our new monitoring & control solution. It comes with **advanced monitoring features** to increase our **customers experience** and share the most relevant information, the best way and at the right time. The advanced scripting tool gives us the opportunity to provide **customized solutions** to best adapt to your infrastructure and requirements. It also offers **control** features including, among others, battery management.

### What Inview 5 does?

Our standard version offers **web-based user interface** (responsive and user-friendly), **email** alert & notification, **real-time** monitoring, digital input **mapping** to log the events, easy integration with **3rd party** device (via Modbus, SNMP and HTTP), built-in battery management and advanced cybersecurity features among others.

### Want to see by yourself?

Just visit our website or scan the QR Code to try Compas with our **live emulator**:

[www.cet-power.com/en/monitoring-emulator](http://www.cet-power.com/en/monitoring-emulator)



### Hardware and Power Converters

Inview 5 exists in 3 different versions: **Inview Slot** (designed for the Bravo and Sierra 10 series), **Inview S** and **Inview X**.



Inview Slot



Inview S






Inview X

Inview 5 is compatible with our latest **power converters**: Bravo 10 – 48/230, Bravo 25 – 48/120, Sierra 10 – 48/230, Sierra 25 – 48/120 and 48/230, Sierra 25 – 380/120 and 380/230.

Illustrations are non-binding and may include customized fittings.



## Devices:

Versions	Inview Slot	Inview S	Inview X
Illustration			
Modules compatibility	Bravo 10 and Sierra 10	Bravo 25 and Sierra 25	
Display	1.8" resistive touchscreen	2.8" capacitive touchscreen	7" capacitive touchscreen
Hardware interfaces	1 x ETH, 1 x RS485, 1 x USB	1 x ETH, 1 x RS485, 1 x USB	2 x ETH, 1 x RS485, 1 x USB
Supported protocols	Modbus RS485, Modbus TCP, SNMP v1, v2C and v3, HTTP/HTTPS		
Digital input / Output relay	2 / 2		
Accessories	Measure Box Battery & Universal Measure Box (UMB)		
Buzzer	Yes		
Mounting	1U Shelf	DIN / Panel / Door	Panel / Door
Power supply	Internal shelf 48 Vdc (40 to 60 Vdc) or External 12 Vdc (10 to 14 Vdc)	External 12 Vdc (10 to 14 Vdc)	External redundant 2 x 48 Vdc (40 to 60 Vdc)
Power consumption	6 W	5 W	17 W
Operating Temperature Range	-20 to 65°C		
Dimension (W x H x D) mm	87 x 42 x 331	180 x 83 x 31	185 x 128 x 54
Weight	650 g	240 g	725 g
<b>Features</b>			
Advanced web-based user interface	✓ (monitoring and configuration)		
Email alert & notification	✓ (SMTP & SNMP trap)		
Custom alarms & notifications	✓		
Translation	✓		
Real-time monitoring	✓		
Events log file	✓		
Custom data recording	✓*		
Digital input mapping	✓		
Alarm relay mapping	✓		
Modbus	RS485** & TCP(R/W*)		
SNMP	V1, V2c & V3 (R/W*)		
HTTP based API	✓		
Unidirectional data transfer (MQTT)	✓		
Encryption	HTTPS* or SSL/TLS*		

\* - On demand

\*\* - Not available with UMB

## Accessories:

Models	Measure Box Battery	Universal Measure Box
Illustration		
VDC measurements	3 Vdc inputs	2 Vdc inputs
VDC range	0 - 60 Vdc	32 - 63 Vdc (for 48 Vdc) 90 - 430 Vdc (for 380 Vdc)
IDC measurements	3 Idc inputs	1 Idc inputs
IDC range	0 - 60 mV shunt	0 - 100 mV shunt
Temperature sensors	2 (type: LM335)	1 (type: Pt 1000)
Output relays	6 (maximum 60 Vdc, 0.5 A)	3 (maximum 60 Vdc, 1 A)
Digital inputs	8 (from free potential contact)	4 (from free potential contact)
Communication	-	Modbus RS 485
Power supply	Through Inview or External 12 Vdc input (10 to 14 Vdc)	External 12 Vdc, 24 Vdc or 48 Vdc power supply (10 to 60 Vdc input)
Power consumption	1.5 W (6 output relays activated)	3.5 W (3 output relays activated)
Synoptics	1 LED	2 LEDs
Mounting		DIN Rail
Operating Temperature Range		-20 to 65°C
Dimension (W x H x D)	160 x 97 x 38 mm	90 x 90 x 68 mm
Weight	240 g	200 g
Part number	T602006000	Measure Box 90 to 400 Vdc version: T602006380 Measure Box 48 Vdc version: T602006048

Inview 5 - Datasheet - v1.3 Specifications can change without notice. New data will be updated on our website: [www.cet-power.com](http://www.cet-power.com). The present equipment is protected by several international patents, trademarks and copyrights.